

luxaflex[®] countrywoods[®] shutters



Luxaflex[®]

WINDOW FASHIONS

www.luxaflex.co.nz



LUXAFLEX® COUNTRYWOODS® SHUTTERS

Luxaflex® Countrywoods® Shutters provide the timeless beauty and enduring craftsmanship of real timber, custom made for your home.

Luxaflex® Countrywoods® Shutters are a beautiful combination of functionality, durability and practicality in a window covering. They are more than just a basic window covering; providing light and heat control, whilst adding style and value to your home. Each shutter is custom made to your window or doors exact specifications.

Luxaflex® Countrywoods® Shutters are manufactured from premium quality kiln dried solid Basswood. Basswood is a timber that is light, strong and extremely stable. Louvers and profiles are carefully prepared and undergo an exacting process to ensure a fine lustrous and durable finish.

Luxaflex® Countrywoods® Shutters feature a modern colour range including 4 painted finishes and 22 stains to suit any interior colour schemes


FRAME AND MOUNTING OPTIONS

With a variety of frame style and mounting options, including hinged, bi-fold on track and sliding on track, there is a shutter system available to suit almost any window or door application.




Standard hinged

The standard hinged option is suitable for small to medium window widths, and can consist of one or more rectangular shutter panels hinged in a variety of configurations.



Hinged bi-fold & bi-fold on track

There are two bi-fold styles depending on the widths and heights of the window. The first option uses the same frame options as the standard hinged style, with one panel bi-folding off another. The second option is for widths and heights greater than those that can be achieved by the hinged bi-fold, therefore a track is required, which is referred to as bi-fold on track.




Sliding on track

Sliding applications require the use of a top track and either bottom guides or a bottom track. The panels do not open or bi-fold, but rather slide left to right on either one, two, or three tracks. The sliding system allows you to cover wide widths, and is a wonderful way to treat sliding doors to match the rest of your windows.




TILT BARS



Standard Front Tilt

The standard front tilt system provides the traditional look of plantation shutters & features a patented tilt bar connector that allows quiet closure and does not rattle in the breeze.

The Tilt Bar can be mounted in the middle of the shutter panel, or to the side depending upon taste.



TruView® hidden tilt mechanism


The TruView® hidden tilt mechanism delivers a clean contemporary look, with an unobstructed view through the open louvres.

Hidden tilt bar protrudes to the rear of the louvre by 5mm when the louvre is open. Hidden tilt bars are placed on the hinged side of a panel unless otherwise specified.


* Rear of Panel Shown

LOUVRE OPTIONS

Luxaflex® Countrywoods® Shutters are available in 2 louvre styles, elliptical or flat, and 3 sizes depending on the level of view through required. The elliptical shaped louvre is available in 65mm, 91mm and 116mm (as shown below), whilst the flat louvre is only available in a size of 91mm.



65mm louvre open



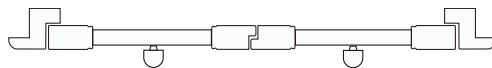
91mm louvre open



116mm louvre open

PANEL CLOSURE

Default is right panel closing on left panel.

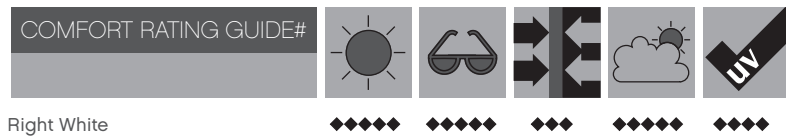


SAFETY INFORMATION

Child safety is an important consideration of all Luxaflex® products. Because there are no dangling cords or cord loops and the paint and stain used to finish the shutters are non toxic, Luxaflex® Countrywoods® Shutters are a child safe window covering.








LUXAFLEX® COUNTRYWOODS® SHUTTERS energy efficiency rating*



◆ No protection/performance, ◆◆ Low level of protection/performance, ◆◆◆ Medium level of protection/performance
◆◆◆◆ High level of protection/performance, ◆◆◆◆◆ Highest level of protection/performance

The comfort rating is designed to assist you in choosing the right window covering for each situation. Hunter Douglas Limited has developed the comfort rating with assistance from Canesis Pty Ltd – an independent Australian Fibre and Textile Research and Development Company.

-  **Heat protection:** refers to the ability of material to keep heat away.
-  **Insulation:** a high insulation rating is recommended where insulation is important for the comfort of the occupants and to reduce costs.
-  **Shade factor:** is defined as the level of shade that the blind provides in blocking out the direct sunlight.
-  **Glare reduction:** is defined as the reduction in the level of glare to provide optimum eye comfort.
-  **UV protection:** UV protection is defined as the level of UV light that is blocked out by the material.

FEATURES AND BENEFITS

Made with Basswood timber

Basswood timber is the popular choice for wood used in the timber shutter industry, as it is lightweight, yet strong and durable. It is smooth grained, allowing a superior paint finish.

Timber is kiln dried to a low moisture content

Properly kiln-dried lumber is more stable minimising the risk of bowing and warping of profiles.

All panels are doweled and glued

Stronger construction which means that they will stand up to wear & tear. No visible screw holes, which means there are no unsightly marks to detract from the beauty of this natural product.

Superior paint finish

Electrostatic finishing utilises state of the art equipment and ensures a smooth consistent finish over the entire shutter. The final coats of each shutter are sprayed after they are assembled, ensuring consistent colour across all profiles. The finish resists cracking, chipping & peeling under normal conditions, so your shutters will maintain their looks for years to come. Does not easily absorb stains and resists dirt or dust which makes cleaning your shutters a breeze.

Wide range of frame options

A variety of frames and mounting options are available, which are designed to meet the diverse range of consumer tastes and installation requirements.

Wide range of models (hinged, bi-fold, sliding)

The ability to cover most window applications, which can create a uniform look throughout the house.

Large range of paint and stain colour options

Choice of 4 paint & 22 stain options, allows you to choose a colour to complement and enhance the look of any room.

2 louvre styles

Choice of traditional elliptical louvre or flat louvre to suit your décor.

65mm, 91mm & 116mm louvre options

Allows you to choose a louvre size to suit the style of window, or give the amount of view-through required.

Energy efficiency

Timber shutters not only add beauty to the home, they also improve the energy efficiency and reduce outside noise.

Luxaflex® Countrywoods® Shutters are covered by a three (3) Year Warranty. Conditions apply.

Luxaflex®

WINDOW FASHIONS

www.luxaflex.co.nz

Luxaflex® is a division of New Zealand Window Shades Ltd. Luxaflex® is a registered trade mark of New Zealand Window Shades Ltd.

New Zealand Windows Shades Limited, 2 - 6 Niall Burgess Road, Mt Wellington, Auckland, New Zealand.
PO Box 12 785, Penrose, Auckland. Telephone 0800 223 224, Facsimile 09 573 6198